



**WARNING !**

**ATTENTION !**

**ACHTUNG !**

**ATTENCIONE !**

Installation and electrical wiring must be done by qualified persons in accordance with all codes and standards including fire rated construction.

Installation et câblage électrique doivent être effectués par des personnes qualifiées conformément aux codes et normes, y compris la construction de résistance au feu.

Installation und elektrische Verkabelung müssen durch qualifiziertes Personal im Sinne aller Codes und Standards einschließlich Feuerschutz Bau erfolgen.

Instalación y el cableado eléctrico deben hacerse por personas calificadas con arreglo a los códigos y estándares incluyendo fuego construcción.

## Adjust-A-Wings Lamp Holder model #LH0C

### Package Contents

- 1 pc- Lamp Holder with adjustment bracket
- 2 pcs- Thumb Screws for attaching Lamp Holder to your Adjust-A-Wings reflector
- 4 pcs- Wire crimps for joining wires (2 for use and 2 for spare).

### Electrical ratings of Mogul Socket

- 1000 watt maximum Lamp rating
- 5KV pulse rating
- 10 Amps
- 150° C

### Manufactured by

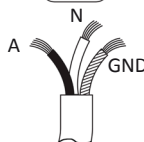

Precision Products for  
Hygro International Pty Ltd  
Australia.

For more information see our website:

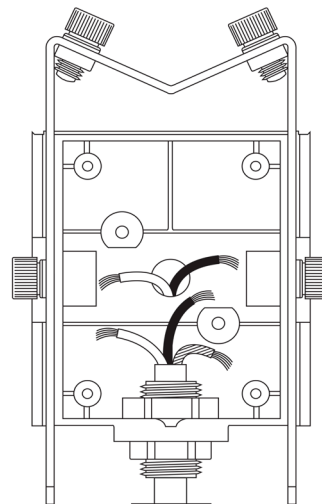
[www.adjustawings.com](http://www.adjustawings.com)



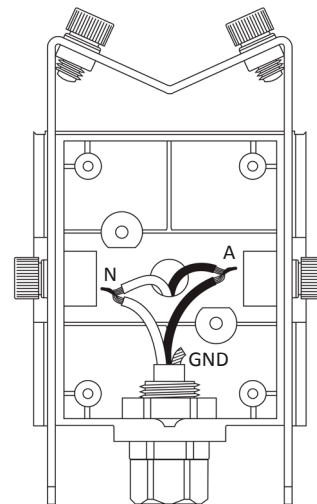
Remove Lid



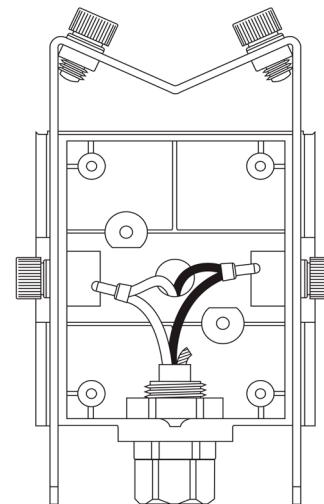
Insert Power Cable



Join wires by Twisting & neatly trim unnecessary GND wire



Secure Connections using the Crimps provided



N = Neutral - white or blue  
A = Active - black or brown  
GND = green or green/yellow