

Instructions for PK125EC-TC



Safety instructions

Please read the assembly and operating instructions before commissioning Prima Klima duct fans. Our fans are designed to promote indoor air in ventilation systems. To avoid the creation of condensation, fans should be isolated in unheated rooms. Fans can be commissioned only following successful installation in the ventilation system, or following the installation of protection against contact (EN ISO 13857). Suitable protection systems must be installed to protect the fan against the ingress of water from the sewage system. No moving parts may be present in the vicinity of the motor following installation. Fans are not suitable for operation in hazardous areas. Fans are allowed for indoor use only and must not come into contact with liquids. Outdoor operation is not possible. The power supply must be interrupted at all poles in the event of necessary maintenance. The motor impeller must be stationary before opening or maintenance. All Prima Klima fans have a temperature safety shut-off function that switches the engine off in the event of overheating. The engine will restart automatically once it has cooled.

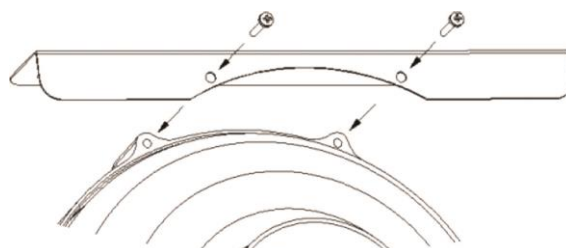
Transport and storage

Prima Klima fans are securely factory packed so as to be protected against normal transport conditions. At temperature below 5° C, special transport conditions are required in order to avoid breakage of plastic, i.e. the box must be handled carefully. The fan may not be transported on a connection cable. Avoid exposure to shock and vibration. Fans must be stored in a dry place that is protected against the weather and dust and in temperatures between -10 and 45°C.

Assembly

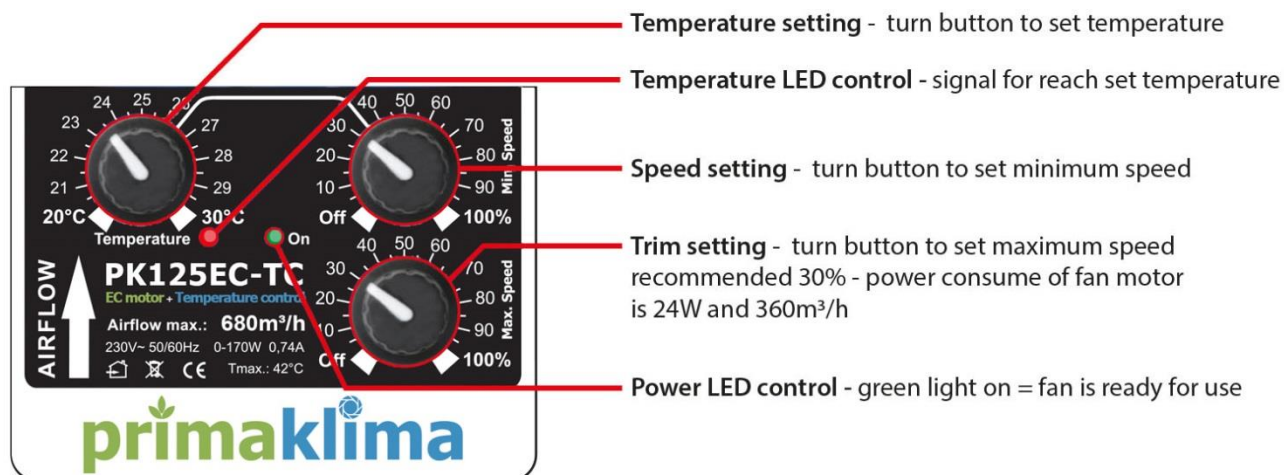
The safety instructions detailed above must be observed. Assembly and electrical connection may only be performed by trained personnel. The relevant VDE and other applicable regulations must be observed. The electrical connection must be installed in accordance with the circuit described in the terminal box. The fan must be mounted in the correct flow direction (arrow on the sticker). The fan must be mounted that no vibrations are transmitted to the duct system. Fan noise can be avoided through the use of a suitable silencer.

The fan mounting bracket can be used to anchor the fan.
Turn the fan to achieve the optimum assembly position.
Ideally, the power supply should be at the bottom.



Caution!!!

The metal mounting bracket is not burred - there is a risk of injury.



Commissioning

Before turning on the fan on, check if the electricity has been connected correctly. Has the protective conductor been connected? Has any leftover connection material been removed from the fan? Commissioning must be checked by trained personnel in accordance with regulations.

Maintenance and repair

The fan must be disconnected from the power supply before maintenance or repair. The motor impeller must be stopped. Safety regulations must be complied with. To ensure a long lifecycle, the inside of the fan should be cleaned once per year. If the fan isn't running, interrupt the power supply for a few minutes and try again. The motor requires approximately 20 seconds to go through its self-checking process before the motor restarts. If the fan still does not work, please contact your dealer.

Declaration of Conformity

Manufacturer: Prima Klima Trading CZ, s.r.o. ; Radnice 594; CZ33828 Radnice

hereby confirms that the fans listed in this document comply with the requirements of the following guidelines:

Machinery Directive 2006/42/EC Annex II B; Low Voltage Directive 2006/95/EC; EMC Directive 2004/108/EC

The following guidelines are consistent with:

EN 60204-1: 2006; EN ISO12100: 2011 Safety of Machinery; General Principles for Design

EN 13857 Safety of Machinery; Safety distances in the danger zone of the upper and lower limb

EN60.335-1 Electrical equipment for domestic use and similar purposes; Part 1 General Requirements

EN 60529 Protection class of housing IP CODE

EN61000-6-2 Electromagnetic compatibility of EMC



Messergebnisse / Measurement results

Prima Klima Trading CZ s.r.o.

ZIEHL-ABEGG SE
Heinz-Ziehl-Straße
74653 Künzelsau
Tel.: +49 (7940) 16 - 0
<http://www.ziehl-abegg.de>

Circular Duct Fan - PK-125_EC1S

Beschreibung / Description

Typ: RH19V-4IP.Z8.AR (Art Nr. 115613)

1~ 200-240V 50/60Hz P1 170W

1,5-1,25A 4240/MIN 60°C

IP54 THCL 155

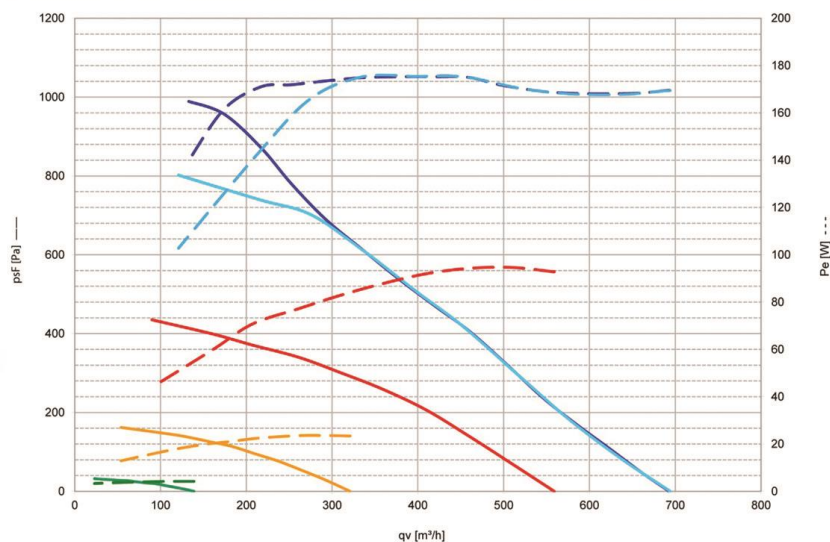
ECblue basic

Messaufbau / Set-up:

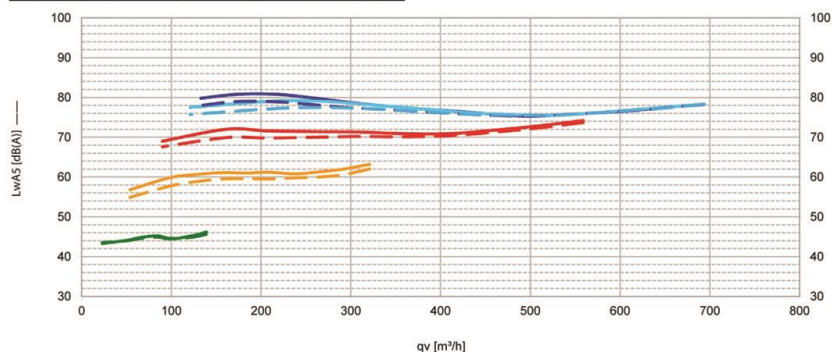
Ventilator montiert in Rohrventilator PK-125 EC1S mit Einlaufdüse am Ansaugstutzen.

Fan mounted in Circular Duct Fan PK-125 EC1S with inlet nozzle mounted at the suction side.

1. Diagramm / Chart : Volumenstrom - Druckerhöhung - elektr. Leistungsaufnahme / Airflow - Pressure - Electr. Power Input



2. Diagramm / Chart : Volumenstrom - Akustik / Airflow - Acoustics



Legende / Legend

- A) Ctrl_100% [ID 119183]
- B) Ctrl_80% [ID 119183]
- C) Ctrl_60% [ID 119183]
- D) Ctrl_40% [ID 119183]
- E) Ctrl_20% [ID 119183]

Messung gemäß / Measured according to DIN 24163, EN ISO 3745

Luftdichte während Messung

1,168 kg/m³