








1-Component + Bloombastic

dosage on 1 litre water
GROW GUIDE
pH: 6.0 - 6.5
EC: 1.2 - 2.2

WEEK:	1	2	3	4	5	6	7	8	9	10
LIGHT:	18h	12h	12h	12h	12h	12h	12h	12h	12h	
	1-Component 1 - 3 ml		1-Component 2 - 4 ml			1-Component 3 - 4,5 ml		1-Component 4 - 5 ml		
	Root Stimulator 0,5 - 1 ml									
			Soil Booster 0,1 - 0,5 ml							
						Bloom Stimulator 0,5 - 1 ml				
							Bloombastic 0,5 - 1 ml			
										
					ATA Clean 0,05 - 0,1 ml					

0091515a.1016



ATAMI

NATURALLY INNOVATING

Atami BV • Huisbergenweg 9 • 5249JR Rosmalen • the Netherlands
T. + 31 (0) 73 52 23256 • F. + 31 (0) 73 52 13259 • sales@atami.com • www.atami.com

BLOOMBASTIC