

VIALOX NAV-T SUPER 4Y

High-pressure sodium vapor lamps for open and enclosed luminaires



Areas of application

- Streets
- Outdoor lighting
- Industrial installations
- Suitable for use in open and enclosed luminaires
- Outdoor applications only in suitable luminaires

Product benefits

- Long lifetime
- Very high luminous efficacy
- Very good luminous flux maintenance throughout the life of the lamp
- Energy savings of up to 50 % when replacing mercury vapor lamps (HQL)
- Optimum energy efficiency on POWERTRONIC PTo 3DIM ECGs

Product features

- Lamp survival factor: 95 % after 16,000 h burning time
- Average lifetime: up to 32,000 h
- Lamp maintenance factor: ≥ 80 % after 16,000 h burning time (according to DIN 13201)
- Service lifetime: 4 years (at approx. 11 h/day)
- ErP compliant according to EU Regulation 245/2009
- Dimmable on conventional control gears and electronic control gears



Product family datasheet

Technical data

Product description	Electrical data						Photometrical data			
	Nominal wattage	Rated wattage	Lamp current	Nominal voltage	Ignition voltage	Rated lamp efficacy (standard condition)	Rated luminous flux	Color rendering index Ra	Color temperature	Rated LLMF at 2,000 h
NAV-T 50 W SUPER 4Y ¹⁾	50.00 W	52.00 W	0.75 A	86.0 V	1.8 / 5.0 kVp ²⁾	81 lm/W	4200 lm	≤25	2000 K	0.92
NAV-T 70 W SUPER 4Y ¹⁾	70.00 W	71.00 W	0.97 A	90.0 V	1.8 / 5.0 kVp ²⁾	93 lm/W	6600 lm	≤25	2000 K	0.92
NAV-T 100 W SUPER 4Y ¹⁾	100.00 W	100.00 W	1.2 A	100 V	3.3 / 5.0 kVp ²⁾	107 lm/W	10700 lm	≤25	2000 K	0.94
NAV-T 150 W SUPER 4Y ¹⁾	150.00 W	152.00 W	1.8 A	100 V	3.3 / 5.0 kVp ²⁾	115 lm/W	17500 lm	≤25	2000 K	0.98
NAV-T 250 W SUPER 4Y ¹⁾	250.00 W	255.00 W	2.95 A	100 V	3.3 / 5.0 kVp ²⁾	130 lm/W	33200 lm	≤25	2000 K	0.98
NAV-T 400 W SUPER 4Y ¹⁾	400.00 W	400.00 W	4.52 A	100 V	3.3 / 5.0 kVp ²⁾	141 lm/W	56500 lm	≤25	2000 K	0.98
NAV-T 600 W SUPER 4Y ¹⁾	600.00 W	600.00 W	6.06 A	110 V	3.6 / 5.0 kVp ²⁾	150 lm/W	90000 lm	≤25	2000 K	0.98

Product description							Dimensions & weight				Temperatures & operating conditions	
	Rated LLMF at 4,000 h	Rated LLMF at 6,000 h	Rated LLMF at 8,000 h	Rated LLMF at 12,000 h	Rated LLMF at 16,000 h	Rated LLMF at 20,000 h	Diameter	Length	Light center length (LCL)	Product weight	Max. permitted outer bulb temperature	Max. permitted edge temperature
NAV-T 50 W SUPER 4Y ¹⁾	0.90	0.88	0.86	0.84	0.83	0.79	39.0 mm	156.0 mm	104.0 mm	52.00 g	310 °C	210 °C
NAV-T 70 W SUPER 4Y ¹⁾	0.91	0.90	0.89	0.88	0.86	0.85	39.0 mm	156.0 mm	104.0 mm	52.00 g	310 °C	210 °C
NAV-T 100 W SUPER 4Y ¹⁾	0.92	0.90	0.89	0.88	0.87	0.86	47.0 mm	210.0 mm	132.0 mm	103.00 g	310 °C	210 °C
NAV-T 150 W SUPER 4Y ¹⁾	0.97	0.96	0.95	0.94	0.94	0.94	47.0 mm	210.0 mm	132.0 mm	127.00 g	310 °C	210 °C
NAV-T 250 W SUPER 4Y ¹⁾	0.97	0.96	0.95	0.94	0.94	0.94	47.0 mm	257.0 mm	158.0 mm	148.00 g	400 °C	250 °C
NAV-T 400 W SUPER 4Y ¹⁾	0.97	0.96	0.95	0.94	0.94	0.94	47.0 mm	285.0 mm	175.0 mm	174.00 g	400 °C	250 °C
NAV-T 600 W SUPER 4Y ¹⁾	0.97	0.96	0.95	0.94	0.94	0.94	47.0 mm	285.0 mm	175.0 mm	187.00 g	400 °C	250 °C

Product family datasheet

Product description	Lifespan											Additional product data
	Rated lamp survival factor at 2,000 h	Rated lamp survival factor at 4,000 h	Rated lamp survival factor at 6,000 h	Rated lamp survival factor at 8,000 h	Rated lamp survival factor at 12,000 h	Rated lamp survival factor at 16,000 h	Rated lamp survival factor at 20,000 h	Lifespan B50	Lifespan B10	Lifespan B5	Operation mode LLMF/LSF	Base (standard designation)
NAV-T 50 W SUPER 4Y ¹⁾	0.99	0.98	0.98	0.97	0.96	0.95	0.85	28000 h	18000 h	16000 h	50 Hz	E27
NAV-T 70 W SUPER 4Y ¹⁾	0.99	0.98	0.98	0.97	0.96	0.95	0.90	30000 h	20000 h	16000 h	50 Hz	E27
NAV-T 100 W SUPER 4Y ¹⁾	0.99	0.98	0.98	0.97	0.97	0.96	0.95	36000 h	22000 h	20000 h	50 Hz	E40
NAV-T 150 W SUPER 4Y ¹⁾	0.99	0.99	0.98	0.98	0.97	0.96	0.95	36000 h	24000 h	20000 h	50 Hz	E40
NAV-T 250 W SUPER 4Y ¹⁾	0.99	0.99	0.98	0.98	0.97	0.96	0.95	36000 h	24000 h	20000 h	50 Hz	E40
NAV-T 400 W SUPER 4Y ¹⁾	0.99	0.99	0.98	0.98	0.97	0.96	0.95	36000 h	24000 h	20000 h	50 Hz	E40
NAV-T 600 W SUPER 4Y ¹⁾	0.99	0.99	0.98	0.98	0.97	0.96	0.95	32000 h	24000 h	20000 h	50 Hz	E40

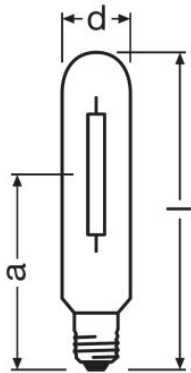
Product description	Design / version	System guarantee level	Mercury content	Capabilities			Certificates & standards	
				Dimmable	Burning position	Enclosed luminaire required	Energy efficiency class	Energy consumption
NAV-T 50 W SUPER 4Y ¹⁾	Clear	3 (2/5)	11.0 mg ³⁾	Yes ⁴⁾	Any	No	A	58 kWh/1000h
NAV-T 70 W SUPER 4Y ¹⁾	Clear	3 (2/5)	19.0 mg ³⁾	Yes ⁴⁾	Any	No	A+	79 kWh/1000h
NAV-T 100 W SUPER 4Y ¹⁾	Clear	3 (2/5)	19.0 mg	Yes ⁴⁾	Any	No	A+	110 kWh/1000h
NAV-T 150 W SUPER 4Y ¹⁾	Clear	3 (2/5)	24.0 mg	Yes ⁴⁾	Any	No	A+	168 kWh/1000h
NAV-T 250 W SUPER 4Y ¹⁾	Clear	3 (2/5)	21.0 mg	Yes ⁴⁾	Any	No	A+	281 kWh/1000h
NAV-T 400 W SUPER 4Y ¹⁾	Clear	3 (2/5)	21.0 mg	Yes	Any	No	A++	440 kWh/1000h
NAV-T 600 W SUPER 4Y ¹⁾	Clear	3 (2/5)	21.0 mg	Yes	Any	No	A++	660 kWh/1000h

Product description	Country specific categorizations	
	ILCOS	
NAV-T 50 W SUPER 4Y ¹⁾	ST-50-H/E/SL-E27-39/156	
NAV-T 70 W SUPER 4Y ¹⁾	ST-70-H/E/SL-E27-39/156	

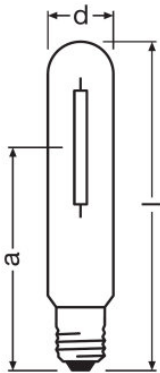
Product family datasheet

	Country specific categorizations
Product description	ILCOS
NAV-T 100 W SUPER 4Y ¹⁾	ST-100-H/E/SL-E40-47/210
NAV-T 150 W SUPER 4Y ¹⁾	ST-150-H/E/SL-E40-47/210
NAV-T 250 W SUPER 4Y ¹⁾	ST-250-H/E/SL-E40-47/257
NAV-T 400 W SUPER 4Y ¹⁾	ST-400-H/E/SL-E40-47/285
NAV-T 600 W SUPER 4Y ¹⁾	ST-600-H/E/SL-E40-47/285

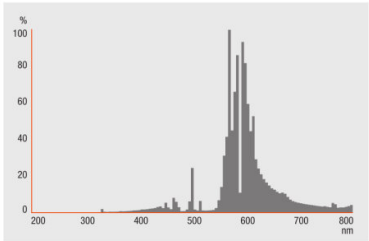
¹⁾ Important: Before replacing for NAV Standard lamps in existing installations, check that the igniters are suitable
²⁾ Minimum
³⁾ Maximum
⁴⁾ In combination with POWERTRONIC PTO



NAV-T 50 W SUPER 4Y, NAV-T 70 W SUPER 4Y



NAV-T 100 W SUPER 4Y, NAV-T 150 W SUPER 4Y, NAV-T 250 W SUPER 4Y,



NAV-T 50 W SUPER 4Y, NAV-T 70 W SUPER 4Y, NAV-T 100 W SUPER 4Y,

Product family datasheet

NAV-T 400 W SUPER 4Y, NAV-T 600 W
SUPER 4Y

NAV-T 150 W SUPER 4Y, NAV-T 250 W
SUPER 4Y, NAV-T 400 W SUPER 4Y,
NAV-T 600 W SUPER 4Y

Application advice

For more detailed application information and graphics please see product datasheet.

Logistical Data

Product code	Product description	Packaging unit (Pieces/Unit)	Dimensions (length x width x height)	Volume	Gross weight
4050300024325	NAV-T 50 W SUPER 4Y	Shipping carton box 12	225 mm x 220 mm x 188 mm	9.31 dm ³	1041.50 g
4050300015736	NAV-T 70 W SUPER 4Y	Shipping carton box 12	225 mm x 218 mm x 185 mm	9.07 dm ³	1057.40 g
4050300015743	NAV-T 100 W SUPER 4Y	Shipping carton box 12	247 mm x 270 mm x 220 mm	14.67 dm ³	2262.00 g
4050300024400	NAV-T 150 W SUPER 4Y	Shipping carton box 12	245 mm x 266 mm x 200 mm	13.03 dm ³	2043.00 g
4050300024417	NAV-T 250 W SUPER 4Y	Shipping carton box 12	241 mm x 324 mm x 200 mm	15.62 dm ³	2588.00 g
4050300281179	NAV-T 400 W SUPER 4Y	Shipping carton box 12	267 mm x 345 mm x 224 mm	20.63 dm ³	2694.00 g
4050300275772	NAV-T 600 W SUPER 4Y	Shipping carton box 12	266 mm x 345 mm x 221 mm	20.28 dm ³	2850.00 g

Product family datasheet

Product code	Product description	Packaging unit (Pieces/Unit)	Dimensions (length x width x height)	Volume	Gross weight
--------------	---------------------	------------------------------	--------------------------------------	--------	--------------

The mentioned product code describes the smallest quantity unit which can be ordered. One shipping unit can contain one or more single products. When placing an order, for the quantity please enter single or multiples of a shipping unit.

References / Links

For more information on the system guarantee and the terms and conditions of the guarantee visit

▶ www.ledvance.com/system-guarantee

Disclaimer

Subject to change without notice. Errors and omission excepted. Always make sure to use the most recent release.